

Cut out each layer of the flip book. Place all the layers together with the shortest on the top to the longest on the bottom. Glue or staple together to make a booklet.

Down by the bay,
Where the watermelons grow,
Back to my home,
I dare not go.
For if I do,
My mother would say,
Have you ever seen:


Down By
The Bay



A fox wearing
socks?




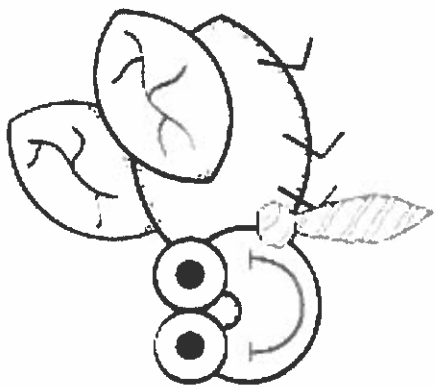
A bear with a
bow in its hair?



A cat wearing
a hat?

Cut out each layer of the flip book. Place all the layers together with the shortest on the top to the longest on the bottom. Glue or staple together to make a booklet.

A fly wearing a tie?



An elf sitting on a shelf?

MY OWN RHYME!

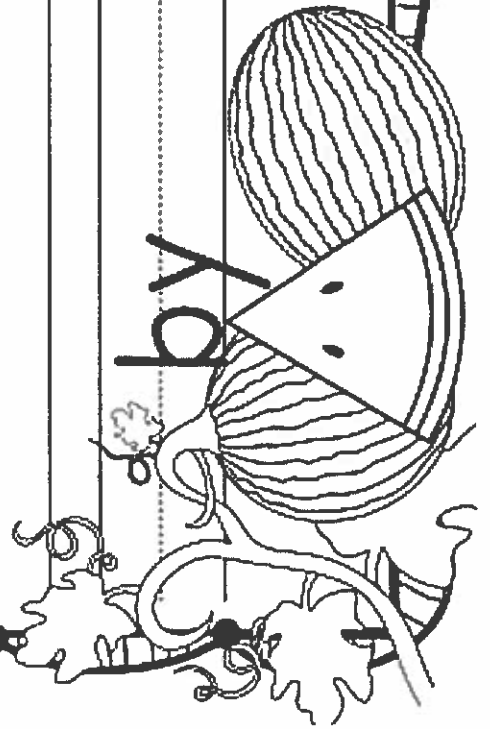
Four sets of handwriting lines, each consisting of a solid top line, a dashed middle line, and a solid bottom line.

Down by the Bay

Down by the bay, where the watermelons grow,
Back to my home, I dare not go.
For if I do, my mother would say, have you ever seen:




Handwriting practice lines consisting of a solid top line, a dashed middle line, and a solid bottom line.



Color & Rhyme

Name: _____


Directions: Find the rhyming pairs and color them the same color.



Write a Rhyme



Name: _____

Directions: Write a rhyming word on the dotted line. Draw a picture of your rhyme.



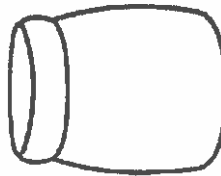

jet rhymes with

.....





top rhymes with

.....




jar rhymes with

.....



sun rhymes with


.....



Spin a Rhyme Bingo

Name: _____

Directions: Spin, then color a word on the chart that matches the rhyme your spinner lands on. Continue until you have five in a row.



bet	tin	rat	fun
oet	win	cat	run
vet	fin	sat	bun
sof	pin	not	it's
wor	pin	not	sun
-et	-in	-at	-un

